

## Security Risk and Guidance for Candidates during Elections 2024

### ProtectUK publication date

18/06/2024

ProtectUK is sharing a safety and security video which has been created for candidates in the upcoming general election.

It highlights where you can access relevant security advice and guidance that may be helpful to you during an election period and beyond, and promotes three key security messages, “be alert, plan ahead, and know what to do”.

At the end of the video, you will be able to click on a QR code to take you to more detailed advice and guidance from relevant websites. Defending Democracy ([npsa.gov.uk](https://npsa.gov.uk))

## Security video for election candidates

### Video

For more information download [Police Security Briefing - General Election 2024 PDF](#)



## KEEP YOURSELF SAFE

During the General Election 2024

### BE CYBER AWARE

- Use a strong and separate **password** for your email using three random words
- Turn on **2-step verification**
- Regularly **update** your devices and apps

[www.ncsc.gov.uk/cyberaware/home](http://www.ncsc.gov.uk/cyberaware/home)

## KNOW YOUR DIGITAL FOOTPRINT

Know what your **online footprint** looks like and think carefully about what details you share

Review your **privacy and security** settings on devices, apps and social media sites

**Think** before you link – be aware of criminals and hostiles trying to connect with you online

[www.npsa.gov.uk/defending-democracy](http://www.npsa.gov.uk/defending-democracy)

## WHAT IS YOUR ROUTINE?

- Be **alert** to your surroundings
- Don't be predictable**, vary your route and timings to and from work
- Let someone know** when you're leaving and expected time of arrival

[www.npsa.gov.uk/personal-situational-awareness](http://www.npsa.gov.uk/personal-situational-awareness)

## ARE YOU BEING FOLLOWED?

- Don't go home
- Go to a busy public area
- Don't be afraid to seek help

[www.protectuk/police.uk/advice-and-guidance/awareness/blue-book-guide-personal-security](http://www.protectuk/police.uk/advice-and-guidance/awareness/blue-book-guide-personal-security)

## OUT CANVASSING? STAY SAFE

Be **prepared**, not scared

Focus on **group safety, whenever possible, canvass in groups or pairs**

Be **security aware**

Actively **communicate** with the team and set periodic **check-ins**

[www.local.gov.uk/publications/seven-principles-safer-canvassing-guide-councillors-and-candidates](http://www.local.gov.uk/publications/seven-principles-safer-canvassing-guide-councillors-and-candidates)

## REPORT ANYTHING UNUSUAL OR SUSPICIOUS

Are **you or family members** experiencing intimidation, threats, phone calls or approaches on social media?

**Trust your instincts** if something doesn't look or feel right

**Speak up and speak out**, tell the Police and your local election co-ordinator

In an emergency, or if you need urgent police assistance you should always dial 999

- BE ALERT**
- PLAN AHEAD**
- KNOW WHAT TO DO**

[www.npsa.gov.uk/personal-safety-and-security-high-risk-individuals](http://www.npsa.gov.uk/personal-safety-and-security-high-risk-individuals)

You can access comprehensive [Security guidance for elections - GOV.UK \(www.gov.uk\)](http://www.gov.uk)

Updated regularly, this guidance brings together all relevant election security information for candidates, political organisations, Returning Officers and others in local authorities involved in administering UK elections.

## Seven principles for safer canvassing: A guide for councillors and candidates:

## Principles for safe canvassing:

- **Be prepared:** Regularly assess risks, seek available training and support, including advice from local police, parties, or council, and trust your instincts for personal safety during canvassing to ensure a confident and secure approach.
- **Focus on group safety:** Whenever possible, canvass in groups or pairs for safety – and because it is more enjoyable! Inform others of your whereabouts if canvassing alone. Prioritise team safety by halting and discussing any incidents that may occur.
- **Actively communicate with the team and set periodic check-ins:** Share canvassing plans with the team and trusted contacts, establishing regular check-ins for safety.
- **Use technology to make canvassing safer:** Use available technological aids like wearable devices and tracking apps for mobile phones. Get familiar with their emergency features to enhance safety while canvassing. Familiarise yourself with smartphone security functions beforehand and align technology choices with the risk assessment for canvassing.
- **Be security aware:** Prioritise safety and security when canvassing. Try carrying only essentials and avoid going into residents' homes. When available, follow party do-not-knock lists and update them if you encounter any problem.
- **Keep a record:** Maintain a detailed incident log and report any uncomfortable situations encountered while canvassing. Sharing incident reports with both your party and the council/police ensures appropriate awareness and action.
- **Prioritise aftercare and set emergency protocols:** Offer team support after any experiences of abuse or intimidation, prioritising aftercare. Debrief sessions should encourage sharing experiences and seeking support, focusing on both positive and negative encounters. Periodically review emergency response procedures.

[Seven principles for safer canvassing: A guide for councillors and candidates | Local Government Association](#)

**Guidance** for Candidate or agent – [Candidates and Agents | Electoral Commission](#)

Use the Where Am I and Election type filters to access links to the guidance you need.

Click on the election type you are looking for to access the complete suite of guidance for that topic.

Additionally you can use the optional keyword search to help you find specific pages of guidance.

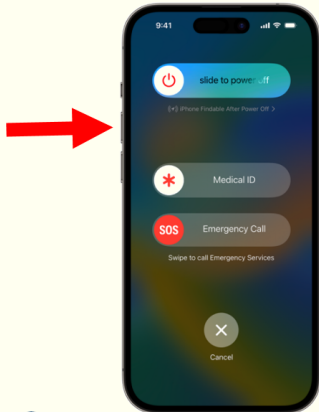
## [The Blue Book: A Guide to Personal Security | ProtectUK](#)

1. National Cyber Security Centre (NCSC) Guidance for organisations coordinating elections - Guidance for political organisations - [Guidance for political organisations - NCSC.GOV.UK](#)
2. [Security guidance for elections | ProtectUK](#)
3. [Election security for polling stations and counting venues | ProtectUK](#)

## [Online security information for candidates | ProtectUK](#)

**SOS Emergency guides on how to use them for Apple devices and Android:**

# Apple iPhone & Watch



Press X5 Rapidly

Or

Press & hold Left & right buttons




Emergency SOS requires a mobile connection or Wi-Fi calling with an internet connection from your Apple Watch or nearby iPhone




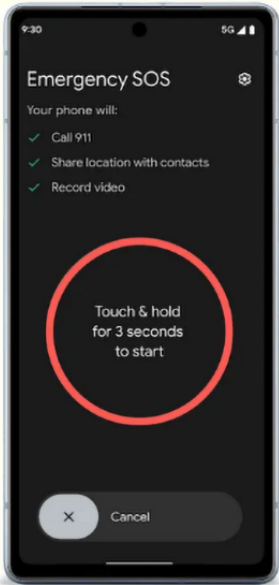
Press and hold the button under the main dial then slide 'EMERGENCY CALL'



# Android Devices




Available on android 12 and later




**Press main power button X5 Rapidly**

- 5 x presses will prompt you to press and hold a button on your screen for three seconds or start a 3 second countdown
- Call emergency services
- Share your location and important information with select emergency contacts
- Automatically record a video and save it to the cloud. have the video automatically sent to your emergency contacts



NATIONAL COUNTER TERRORISM SECURITY OFFICE



COUNTERTERRORISM POLICING

NACTSO © CROWN COPYRIGHT 2024. NO UNAUTHORISED DISTRIBUTION OR REPRODUCTION. ALL RIGHTS RESERVED - OFFICIAL

## Further information

<https://www.npsa.gov.uk/defending-democracy>

<https://www.gov.uk/government/collections/candidate-security-guidance-collection>

<https://www.gov.uk/government/publications/security-guidance-for-may-2021-elections>

<https://www.protectuk.police.uk/advice-and-guidance/awareness/blue-book-guide-personal-security>

